

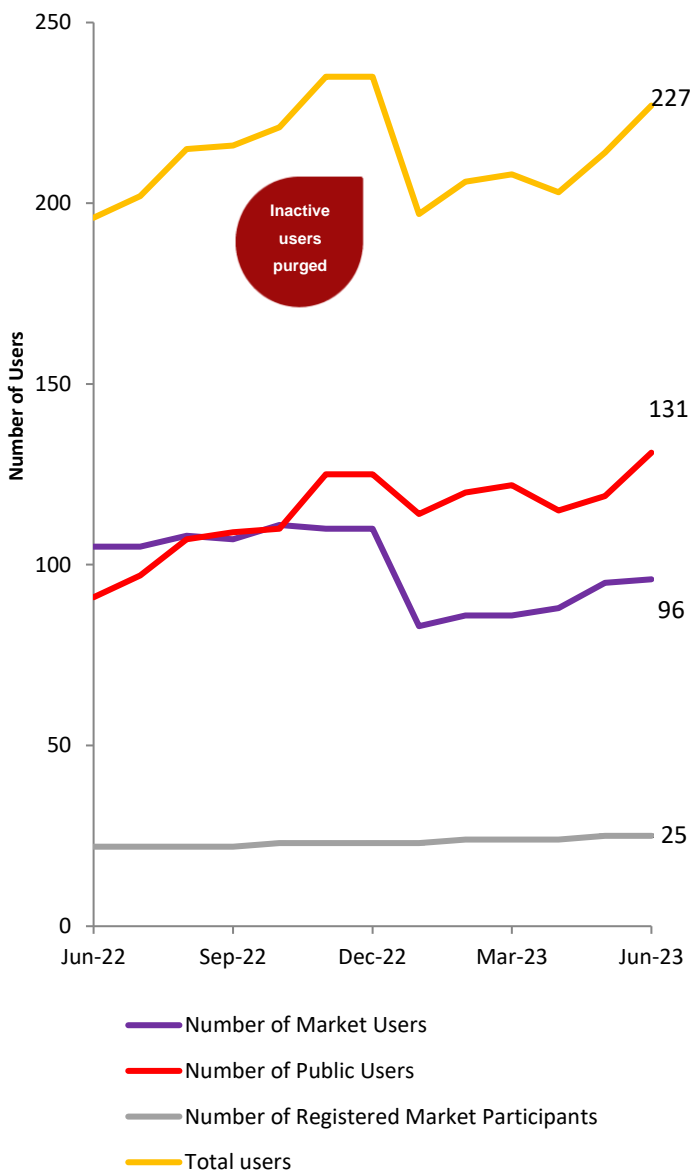
FTR Manager

Monthly Report | June 2023

The key activities were performed by the FTR manager in accordance with the specific requirements in the FTR Manager Service Provider Agreement (the 'SPA') and the Allocation Plan 2018

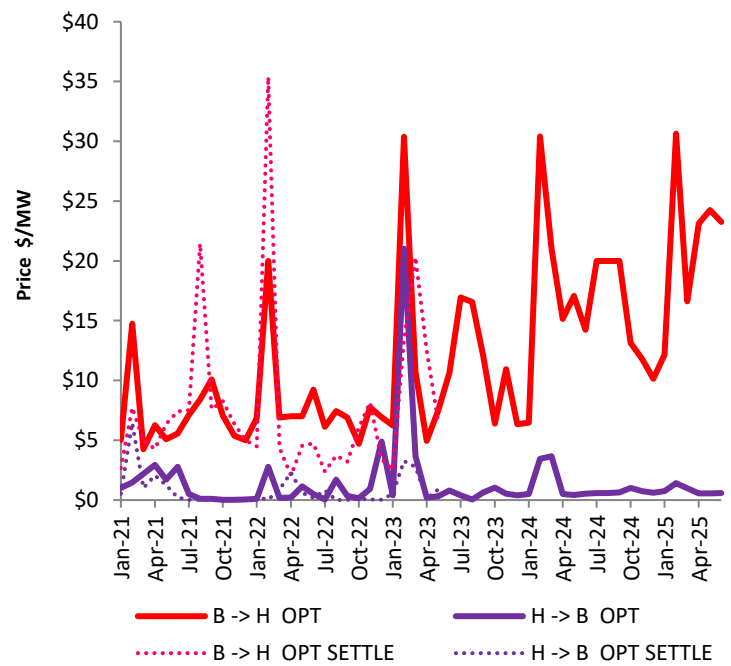
1. FTR Participants

The graph below indicates the number of Market Participants and the number of unique users in the participant organisations in the last 12 months.



1.1. Latest Clearing and Settlement Prices at

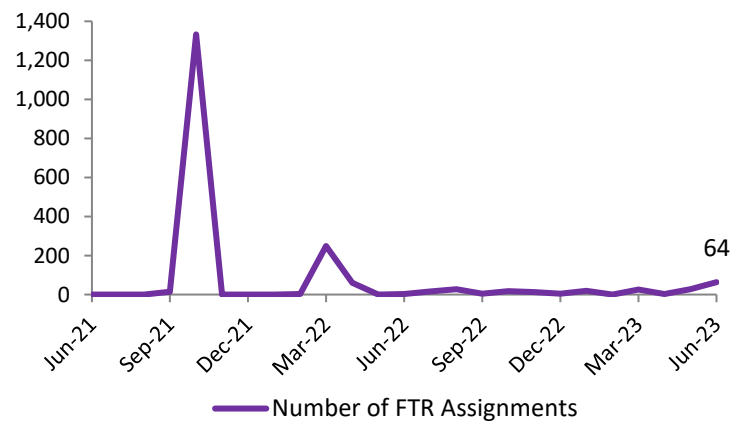
BEN<>HAY | 2021-> 2025



2. FTR Assignments

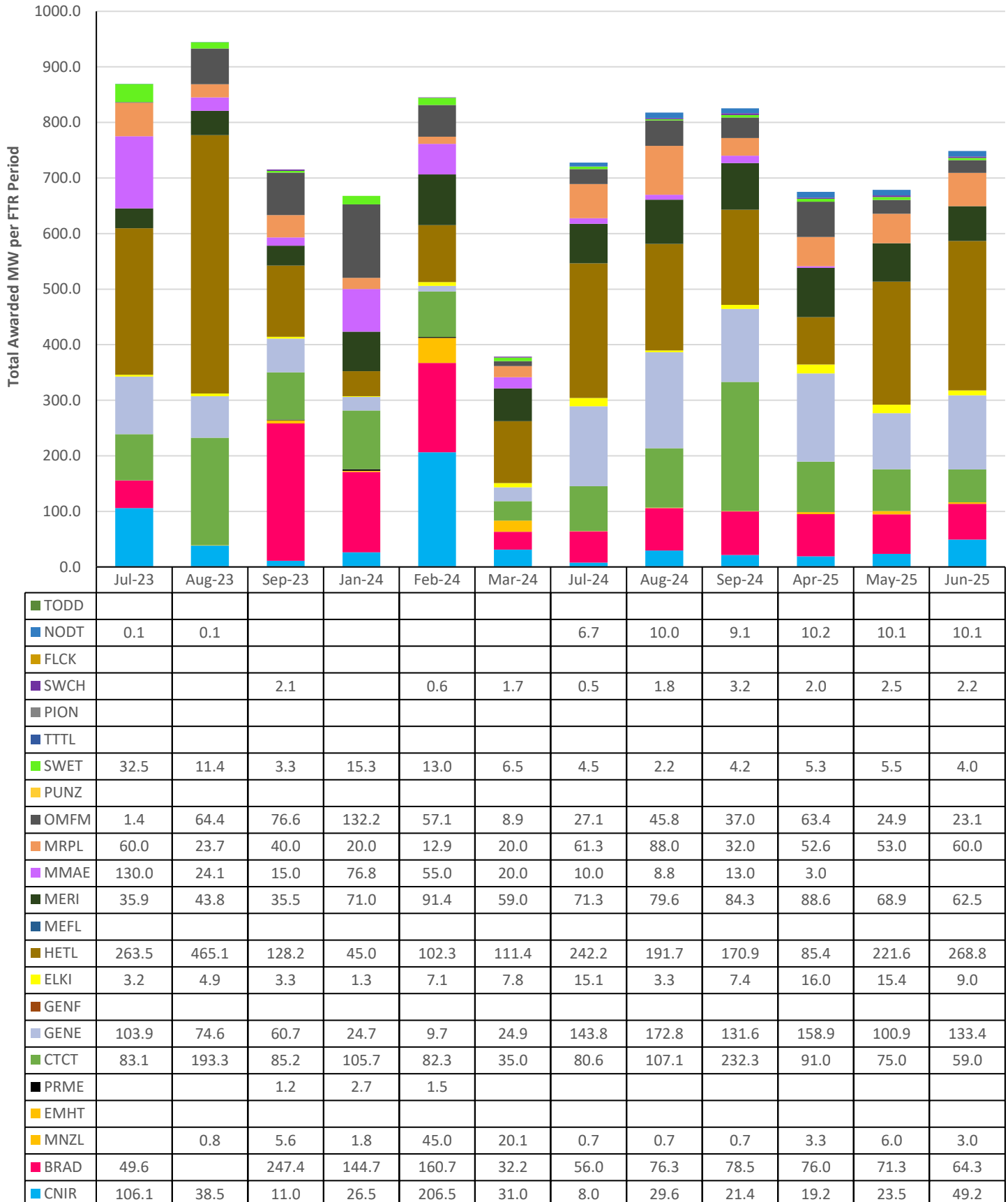
2.1. Assignments Traded

The graph below indicates the number of assignment trades over the last 24-month period.



3. FTR Auction Results

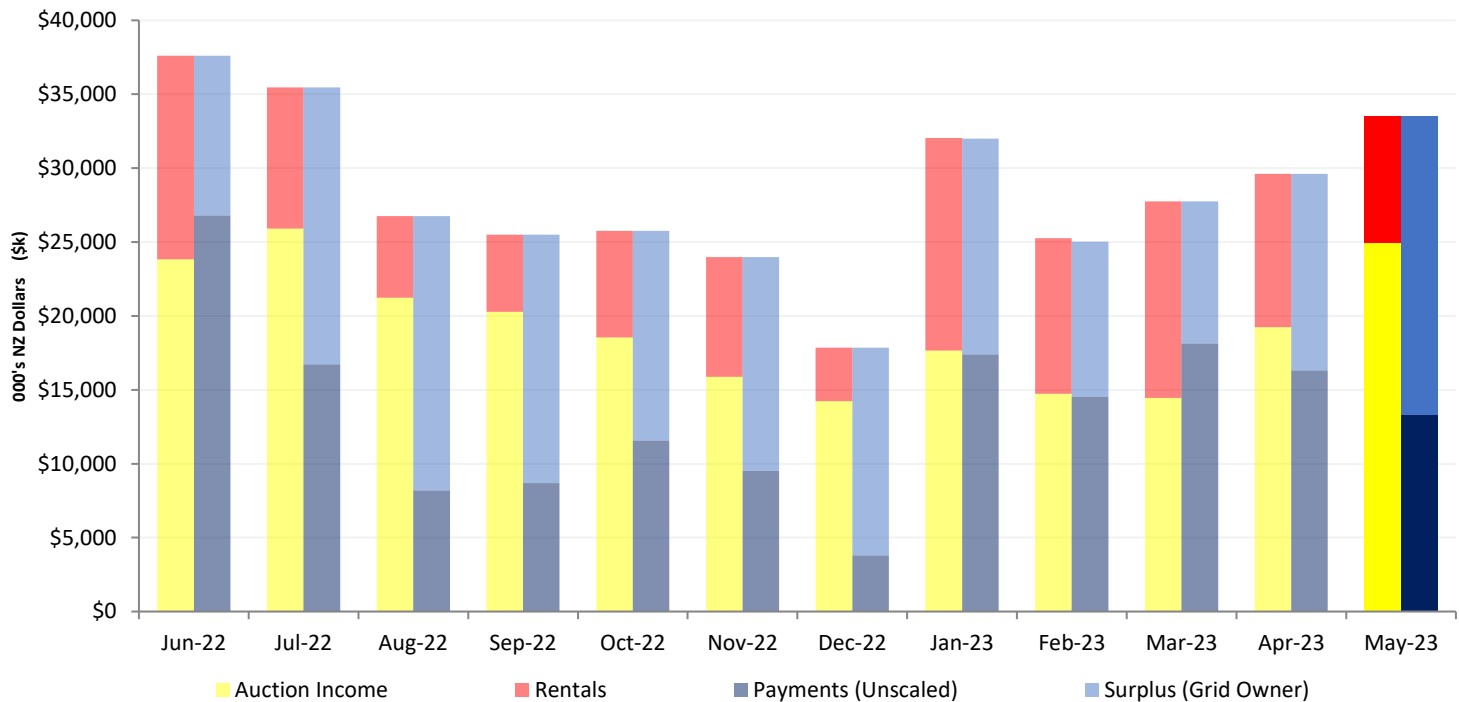
There were 112 FTR products available in JUNE 2023. These were a combination of the OTA, WKM, RDF, HAY, KIK, ISL, BEN & INV hubs (obligation and optional products). These FTR products were awarded as indicated below. A detailed summary of every awarded FTR can be found on the FTR register (www.ftr.co.nz/register).



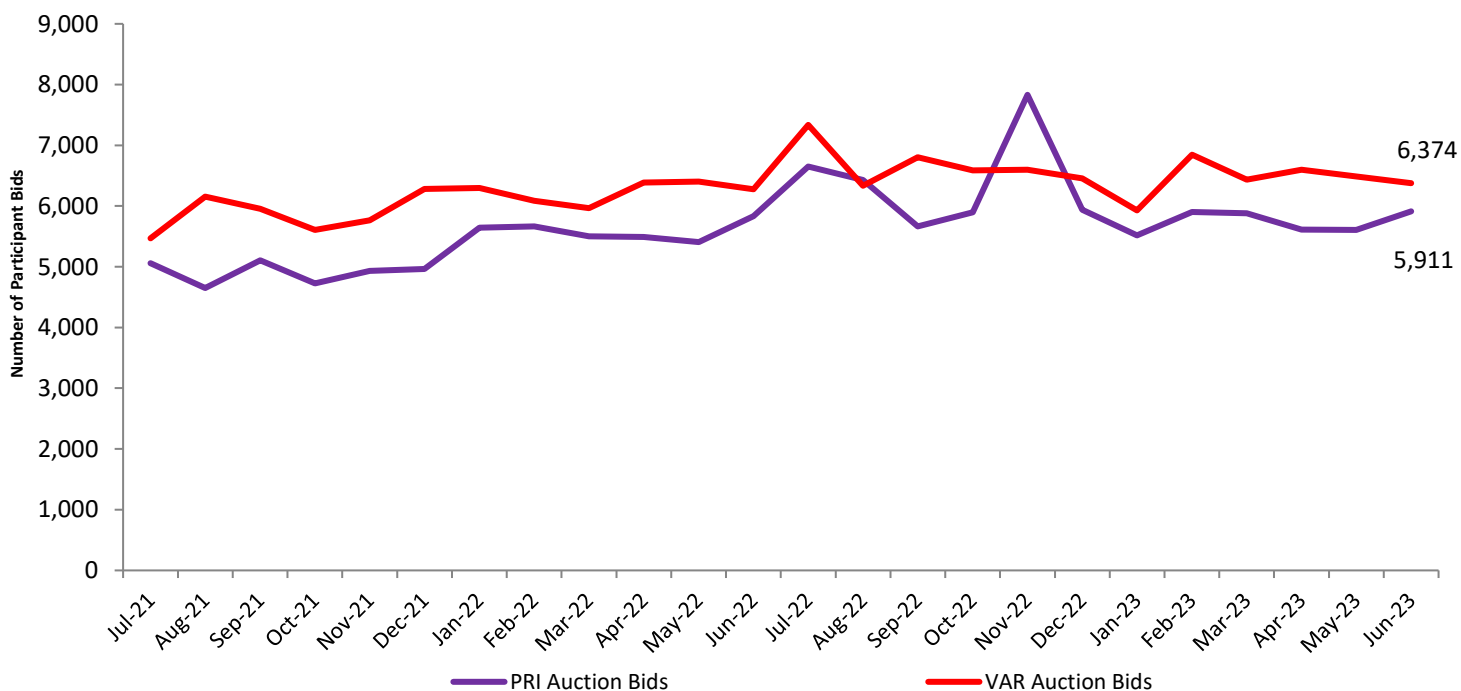
3.1. Revenue Adequacy | Previous 12 months

| Period | Jun-22 | Jul-22 | Aug-22 | Sep-22 | Oct-22 | Nov-22 | Dec-22 | Jan-23 | Feb-23 | Mar-23 | Apr-23 | May-23 |
|------------------|--------|--------|--------|--------|--------|--------|--------|--------|--------|--------|--------|--------|
| Revenue Adequate | YES | YES | YES | YES | YES | YES | YES | YES | YES | YES | YES | YES |
| Adequacy Factor | 1.40 | 2.12 | 3.26 | 2.93 | 2.22 | 2.52 | 4.69 | 1.84 | 1.72 | 1.53 | 1.82 | 2.52 |
| 12 Month Average | 100% | 100% | 100% | 100% | 100% | 100% | 100% | 100% | 100% | 100% | 100% | 100% |

3.2. FTR Monthly Account | Previous 12 Months



3.3. Bids per Auction | Previous 24 Months



4. Service Provider Performance

4.1. EMS FTR Manager Performance

| Allocation System Performance | Metric | Status |
|--|--|--------|
| All sampled transactions must have a response time of less than 30 seconds | Achieved - Average 2:99 seconds <u>over the internet</u> | ✓ |
| Number of transactions with response time greater than 30 seconds | 3 | |
| 99% of all sampled transactions must have a response time of less than 4 seconds | 95% | |
| 95% of all sampled transactions must have a response time of less than 2 seconds | 82% | |
| The System must upload any one bid portfolio in less than 30 seconds | Achieved | ✓ |
| System Availability (must not be unavailable for >90 mins per month) | 100% | ✓ |
| Average concurrent (simultaneous) sessions across month: | 0.0824 | ✓ |
| Max (non-concurrent) sessions in a single hour | 18 | ✓ |
| Record number and details of service provider breaches | 0 | ✓ |
| Record number and details of participant breaches | 0 | ✓ |
| System back-up requirements met (daily by 07:30) | Achieved | ✓ |
| Successful System DR test within the previous 6 months | Latest test – May 2023 | ✓ |
| End-user helpdesk query count | 51 | |

4.2. Browser Access for JUNE 2023

