

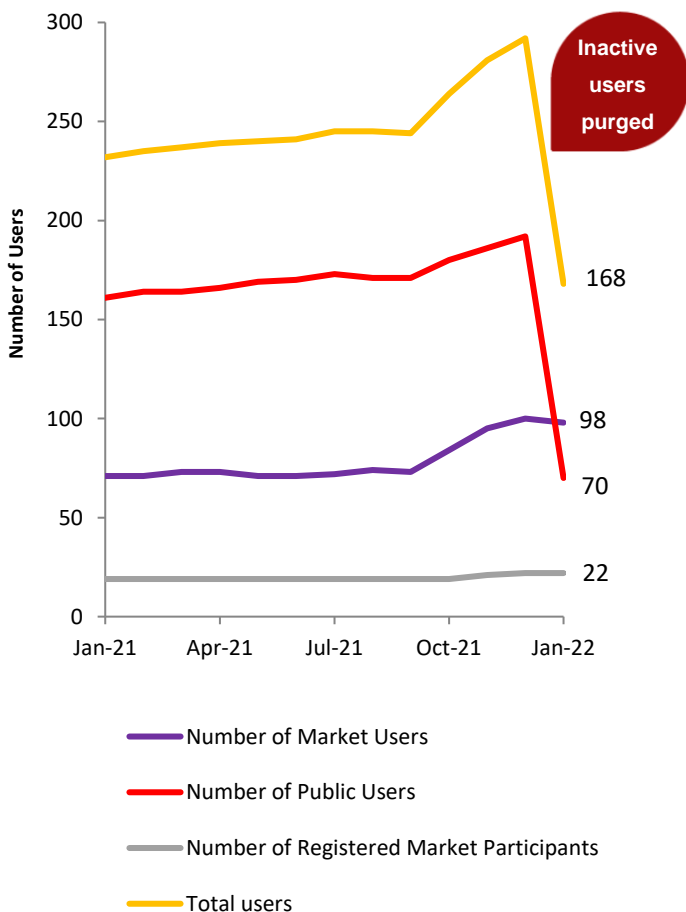
FTR Manager

Monthly Report | January 2022

The key activities were performed by the FTR manager in accordance with the specific requirements in the FTR Manager Service Provider Agreement (the 'SPA') and the Allocation Plan 2018

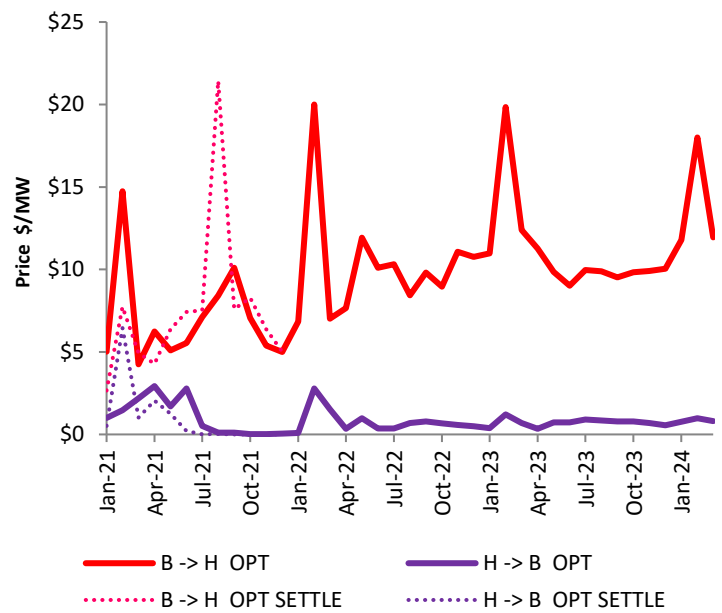
1. FTR Participants

The graph below indicates the number of Market Participants and the number of unique users in the participant organisations in the last 12 months.



1.1. Latest Clearing and Settlement Prices at

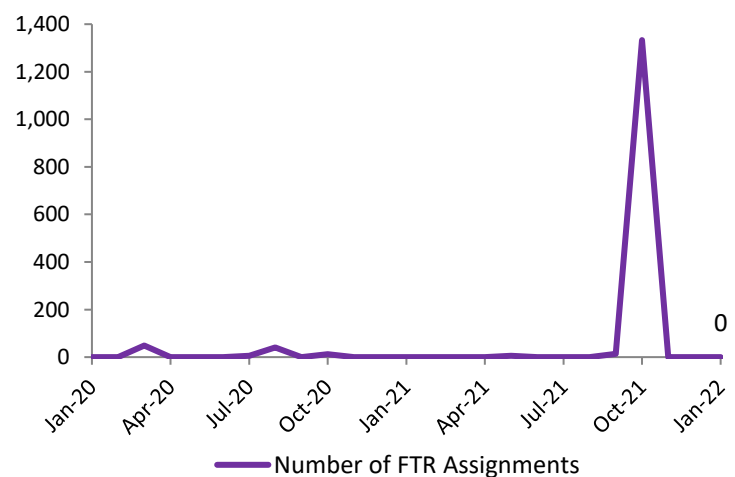
BEN<>HAY | 2021-> 2024



2. FTR Assignments

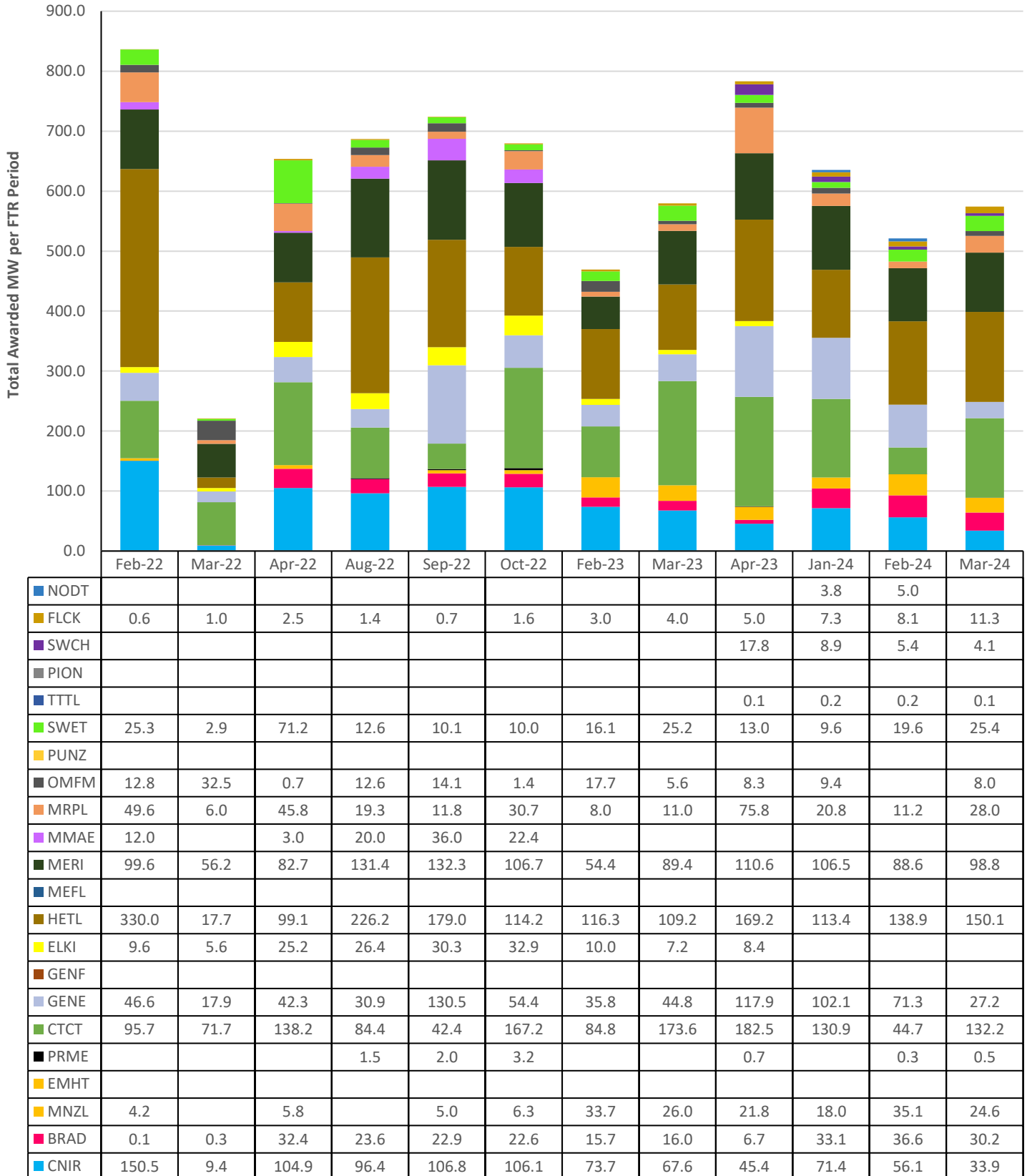
2.1. Assignments Traded

The graph below indicates the number of assignment trades over the last 24-month period.



3. FTR Auction Results

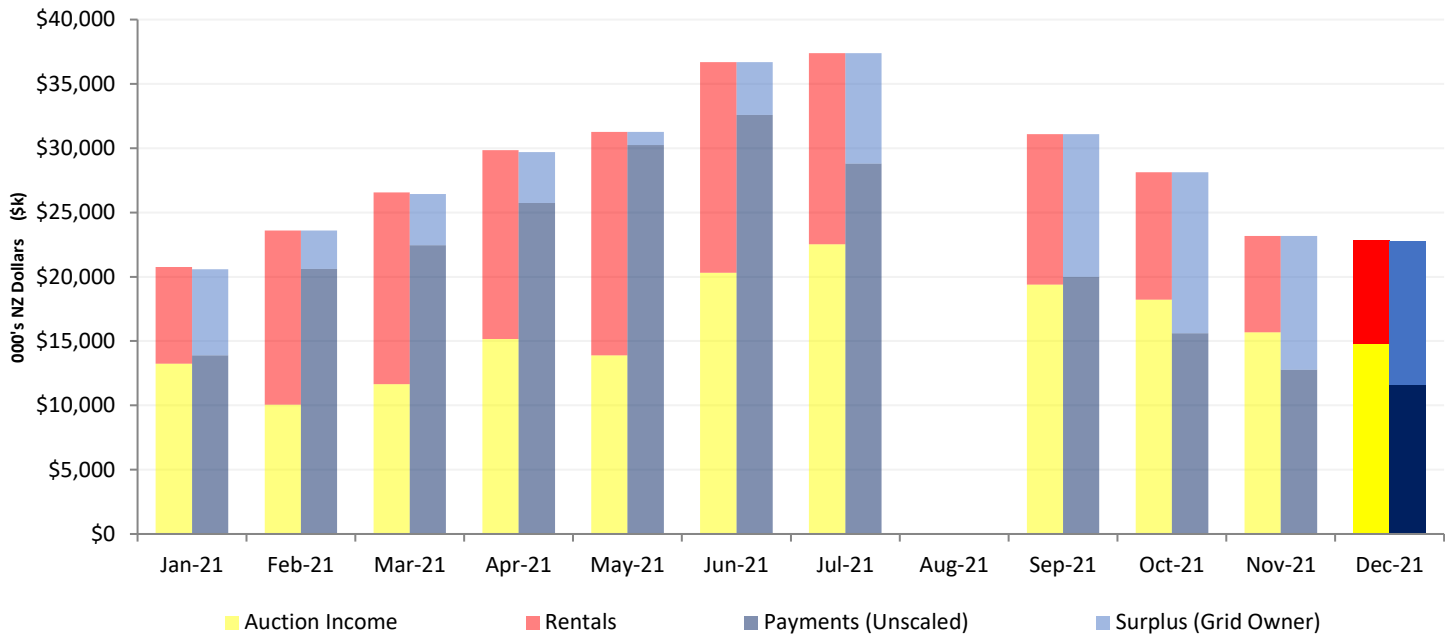
There were 112 FTR products available in January 2022. These were a combination of the OTA, WKM, RDF, HAY, KIK, ISL, BEN & INV hubs (obligation and optional products). These FTR products were awarded as indicated below. A detailed summary of every awarded FTR can be found on the FTR register (www.ftr.co.nz/register).



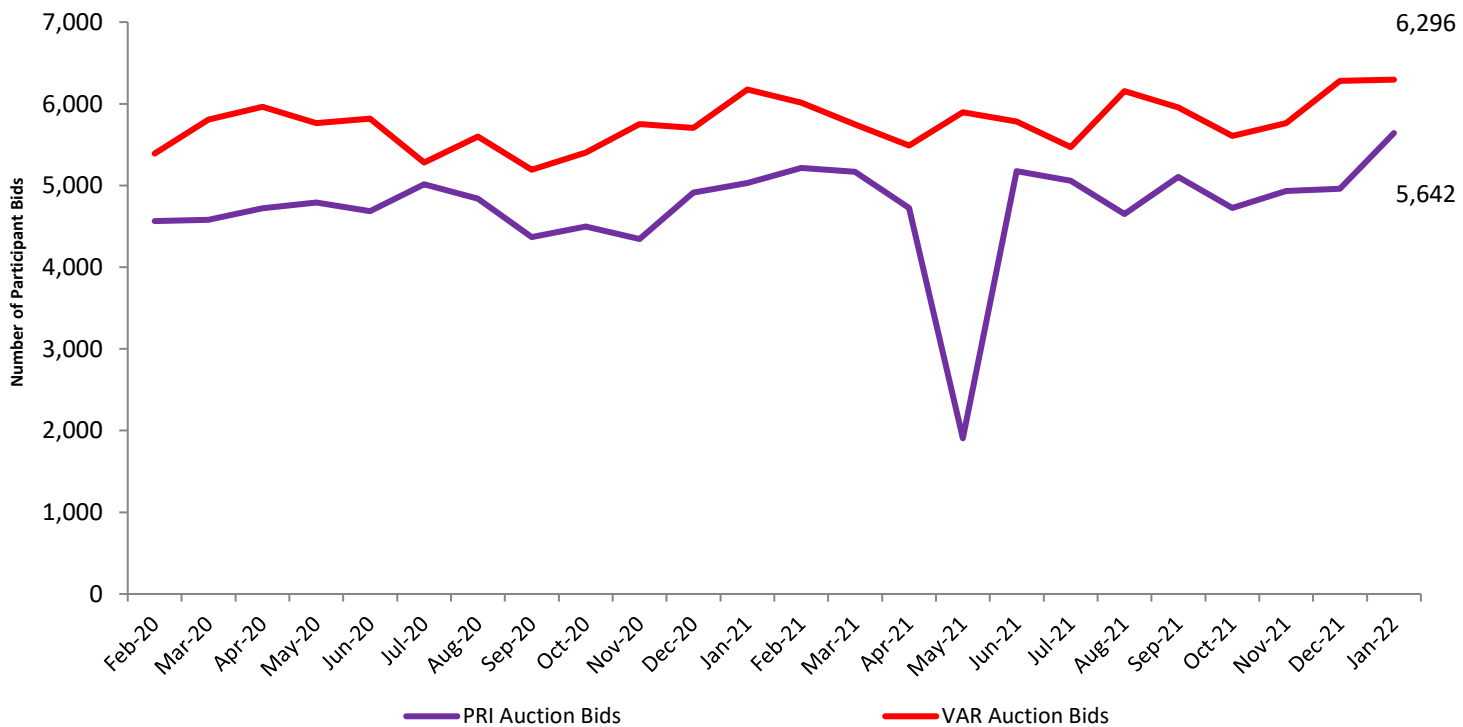
3.1. Revenue Adequacy | Previous 12 months

Period	Jan-21	Feb-21	Mar-21	Apr-21	May-21	Jun-21	Jul-21	Aug-21	Sep-21	Oct-21	Nov-21	Dec-21
Revenue Adequate	YES	YES	YES	YES	YES	YES	YES	-	YES	YES	YES	YES
Adequacy Factor	1.48	1.15	1.18	1.15	1.03	1.13	1.3	-	1.56	1.8	1.82	1.96
12 Month Average	100%	100%	100%	100%	100%	100%	100%	-	100%	100%	100%	100%

3.2. FTR Monthly Account | Previous 12 Months



3.3. Bids per Auction | Previous 24 Months



4. Service Provider Performance

4.1. EMS FTR Manager Performance

Allocation System Performance	Metric	Status
All sampled transactions must have a response time of less than 30 seconds	Achieved - Average 5:88 seconds <u>over the internet</u>	✓
Number of transactions with response time greater than 30 seconds	0	✓
99% of all sampled transactions must have a response time of less than 4 seconds	99.19%	✓
95% of all sampled transactions must have a response time of less than 2 seconds	Achieved	✓
The System must upload any one bid portfolio in less than 30 seconds	Achieved	✓
System Availability (must not be unavailable for >90 mins per month)	100%	✓
Average concurrent (simultaneous) sessions across month:	0.0239	✓
Max (non-concurrent) sessions in a single hour	10	✓
Record number and details of service provider breaches	0	✓
Record number and details of participant breaches	0	✓
System back-up requirements met (daily by 07:30)	Achieved	✓
Successful System DR test within the previous 6 months	Latest test – November 2021	✓
End-user helpdesk query count	9	

4.2. Covid RED Framework Update

EMS is operating under the Transpower COVID-19 (Omicron) Protection Framework (Traffic Lights) Response Plan. All staff must be fully vaccinated. Any contract staff or visitors must be fully vaccinated to enter our work premises. A protocol has been developed for the situation that someone tests positive for COVID-19 who has visited or worked in a Transpower office.

Under the current red traffic light setting all staff are required to work from home. Although limited staff numbers are allowed to work in the office, with prior approval. EMS has back-up staff cross-trained on our systems and services, to ensure we can continue to deliver our services if staff are unwell.

EMS is comfortable with the operational risk of the EMS FTR Manager services under the existing Transpower policies and protocols put in place. This extends to our support partners, including Nexant who have been effectively managing this Covid risk in USA with no issues and small impact on their development and support for our application.

4.3. Browser Access for JANUARY 2022

