

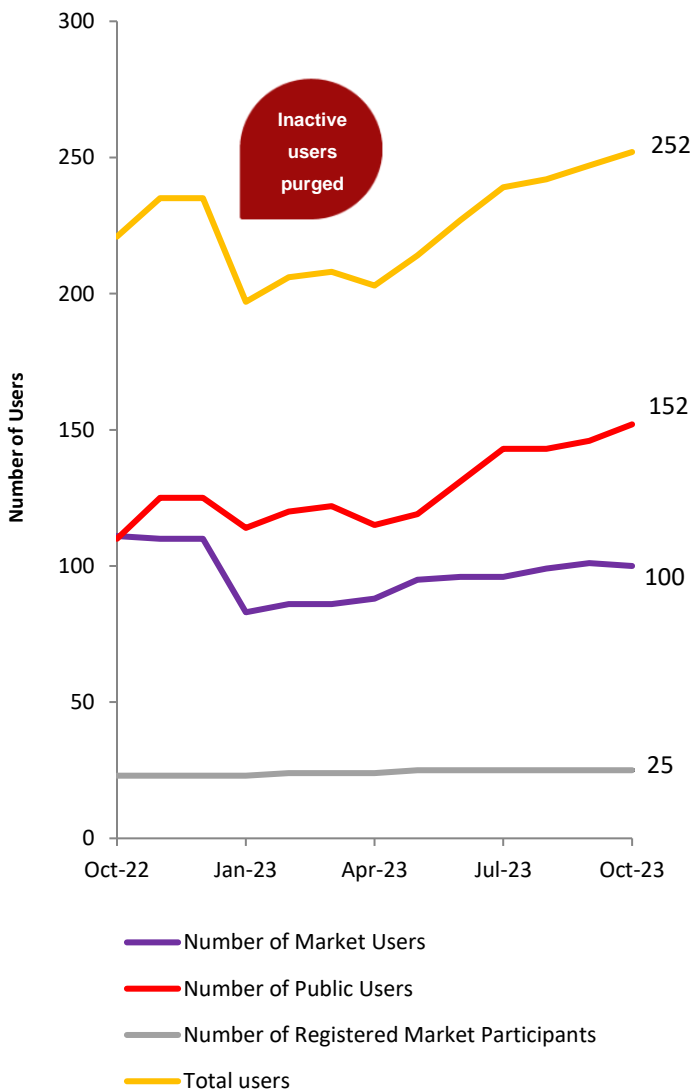
FTR Manager

Monthly Report | October 2023

The key activities were performed by the FTR manager in accordance with the specific requirements in the FTR Manager Service Provider Agreement (the 'SPA') and the Allocation Plan 2018

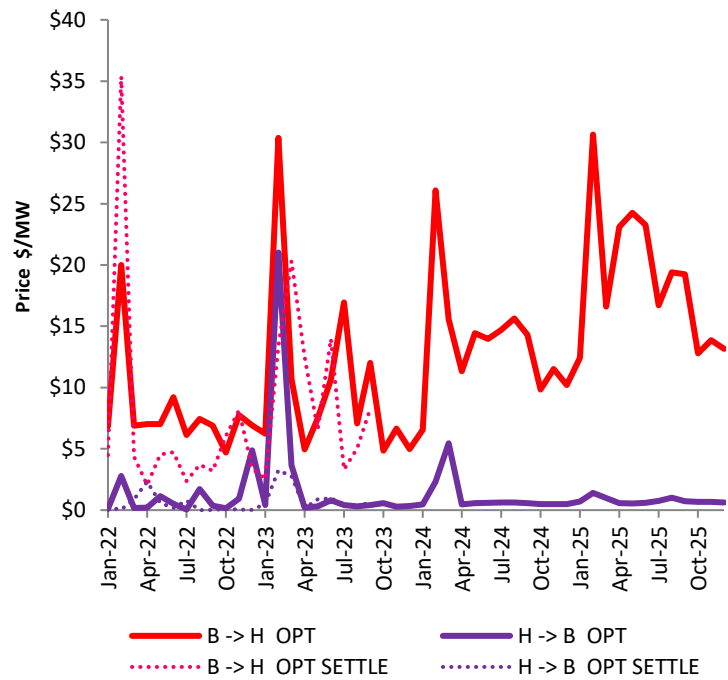
1. FTR Participants

The graph below indicates the number of Market Participants and the number of unique users in the participant organisations in the last 12 months.



1.1. Latest Clearing and Settlement Prices at

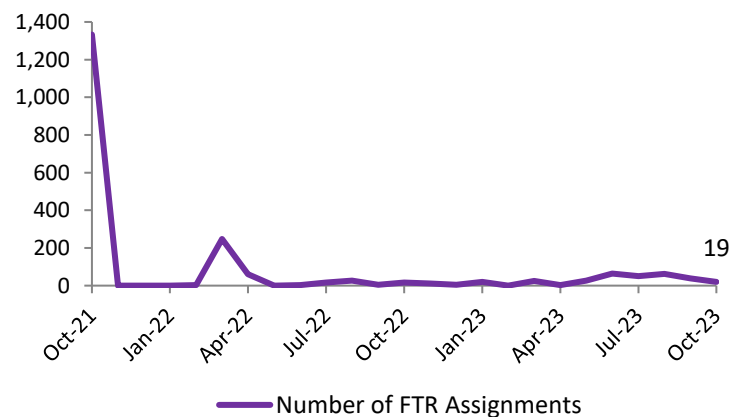
BEN<>HAY | 2022-> 2025



2. FTR Assignments

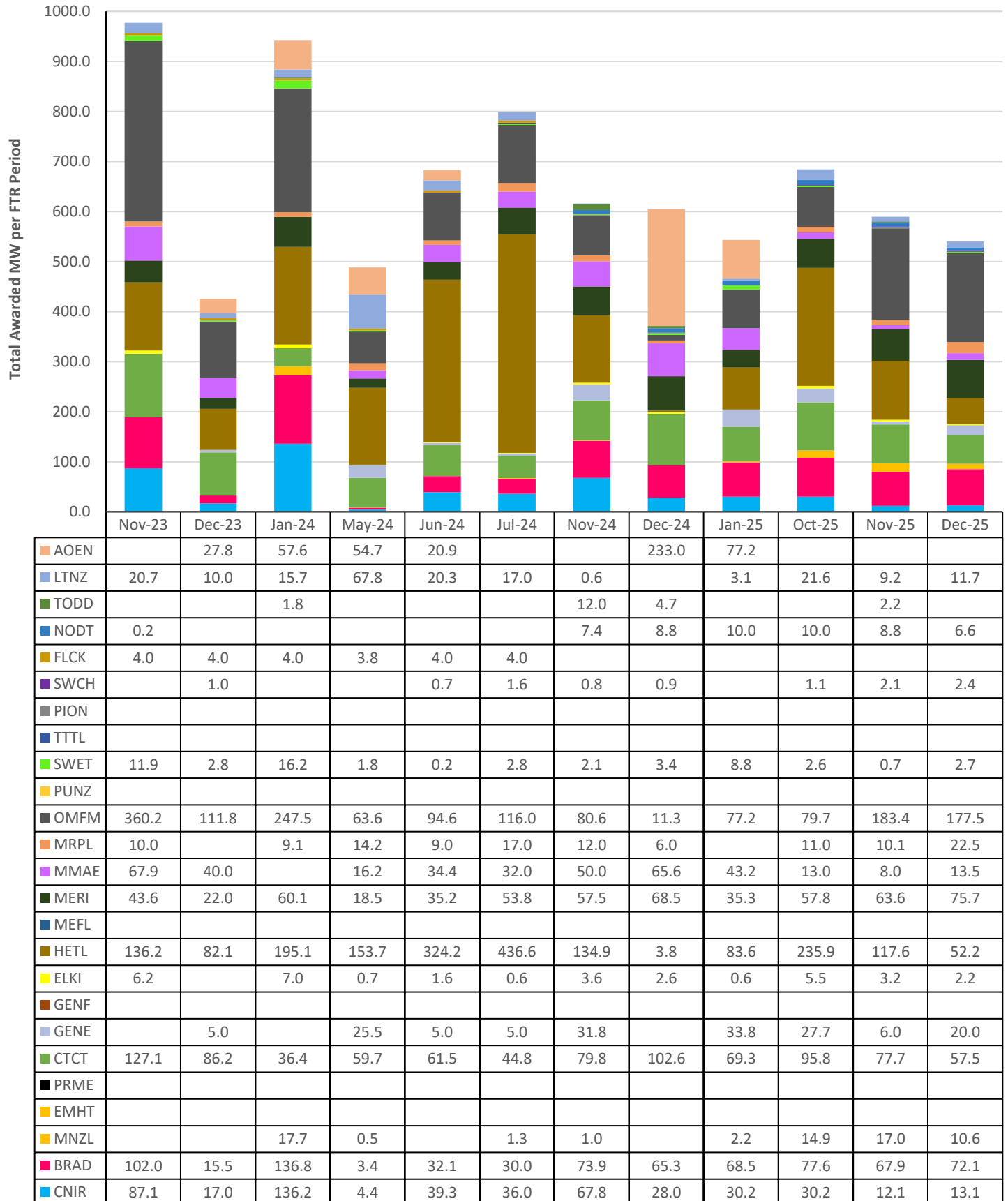
2.1. Assignments Traded

The graph below indicates the number of assignment trades over the last 24-month period.



3. FTR Auction Results

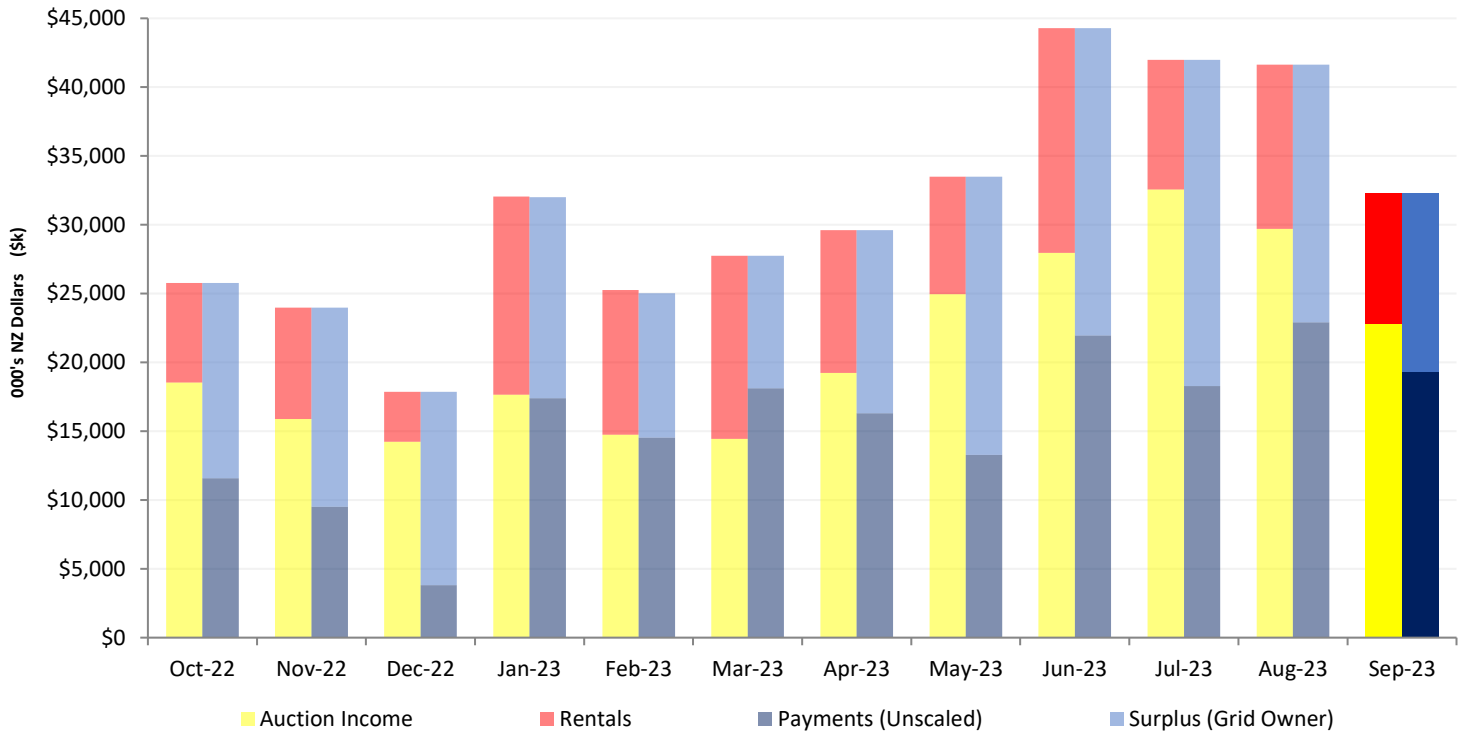
There were 112 FTR products available in OCTOBER 2023. These were a combination of the OTA, WKM, RDF, HAY, KIK, ISL, BEN & INV hubs (obligation and optional products). These FTR products were awarded as indicated below. A detailed summary of every awarded FTR can be found on the FTR register (www.ftr.co.nz/register).



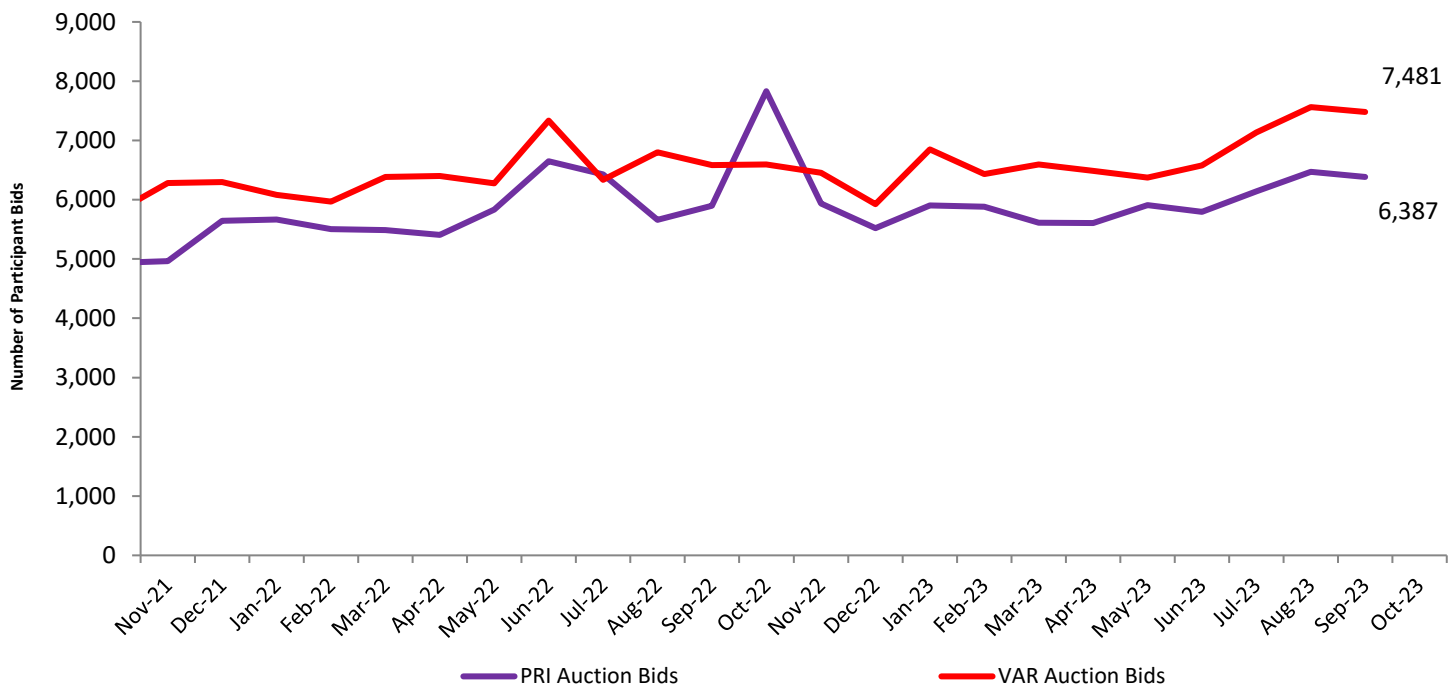
3.1. Revenue Adequacy | Previous 12 months

Period	Oct-22	Nov-22	Dec-22	Jan-23	Feb-23	Mar-23	Apr-23	May-23	Jun-23	Jul-23	Aug-23	Sep-23
Revenue Adequate	YES	YES	YES	YES	YES	YES	YES	YES	YES	YES	YES	YES
Adequacy Factor	2.22	2.52	4.69	1.84	1.72	1.53	1.82	2.52	2.02	2.30	1.82	1.67
12 Month Average	100%	100%	100%	100%	100%	100%	100%	100%	100%	100%	100%	100%

3.2. FTR Monthly Account | Previous 12 Months



3.3. Bids per Auction | Previous 24 Months



4. Service Provider Performance

4.1. EMS FTR Manager Performance

Allocation System Performance*	Metric	Status
All sampled transactions must have a response time of less than 30 seconds	Achieved - Average 2:14 seconds <u>over the internet</u>	✓
Number of transactions with response time greater than 30 seconds	0	
99% of all sampled transactions must have a response time of less than 4 seconds*	96.8% (Note: If Registry file downloads are excluded from the sampled transactions, 100% of responses were less than 4 seconds)	
95% of all sampled transactions must have a response time of less than 2 seconds*	68% (Note: if Registry file downloads are excluded from the sampled transactions, average response time reduces to 1.7sec)	
The System must upload any one bid portfolio in less than 30 seconds	Achieved	✓
System Availability (must not be unavailable for >90 mins per month)	99.973% (12mins due to unplanned outage caused by a Transpower FW change)	
Average concurrent (simultaneous) sessions across month:	0.064	✓
Max (non-concurrent) sessions in a single hour	14	✓
Record number and details of service provider breaches	0	✓
Record number and details of participant breaches	0	✓
System back-up requirements met (daily by 07:30)	Achieved	✓
Successful System DR test within the previous 6 months	Latest test – May 2023	✓
End-user helpdesk query count	46	

* We are in the process of moving analytics tools, which means are sample size and measurement methods are changing. Some fluctuations in these figures are expected for July through to October 2023.

4.2. Browser Access for OCTOBER 2023

