

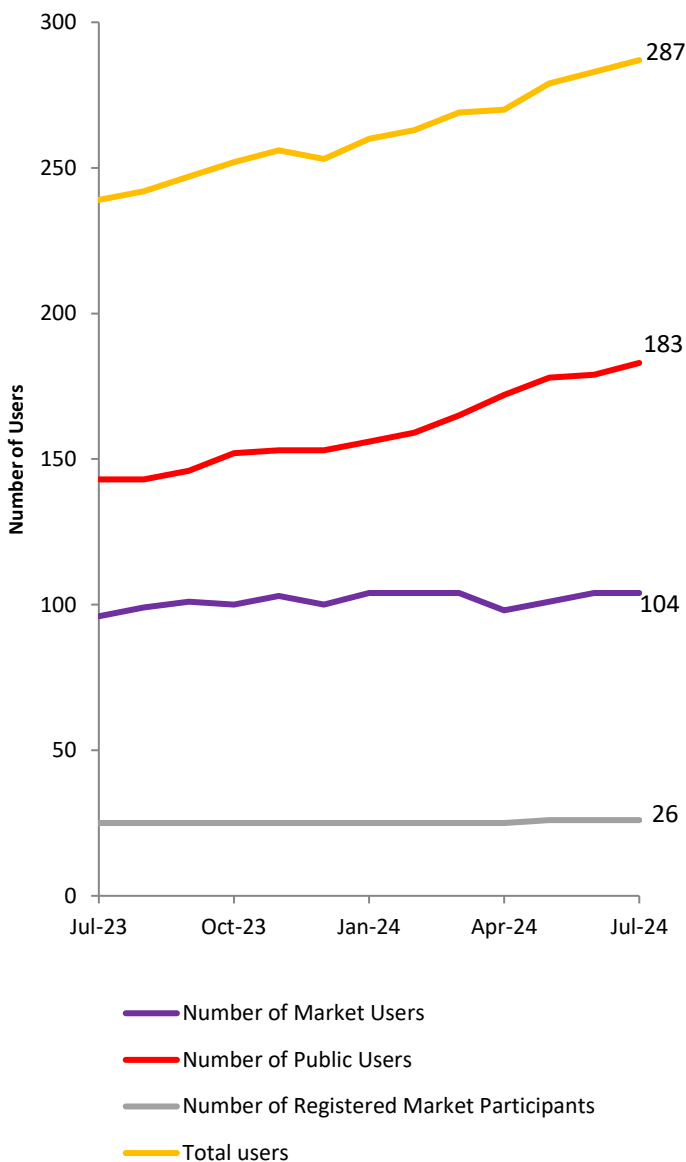
FTR Manager

Monthly Report | July 2024

The key activities were performed by the FTR manager in accordance with the specific requirements in the FTR Manager Service Provider Agreement (the 'SPA') and the Allocation Plan 2018

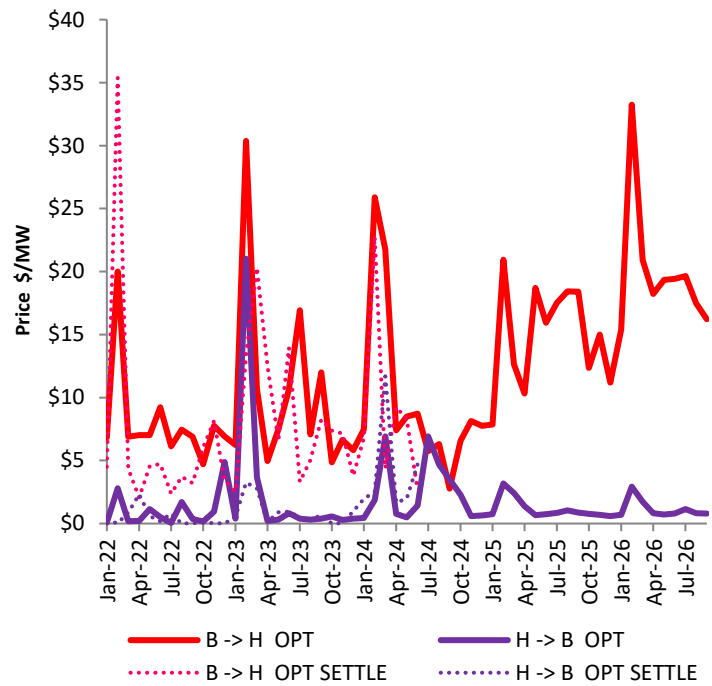
1. FTR Participants

The graph below indicates the number of Market Participants and the number of unique users in the participant organisations in the last 12 months.



1.1. Latest Clearing and Settlement Prices at

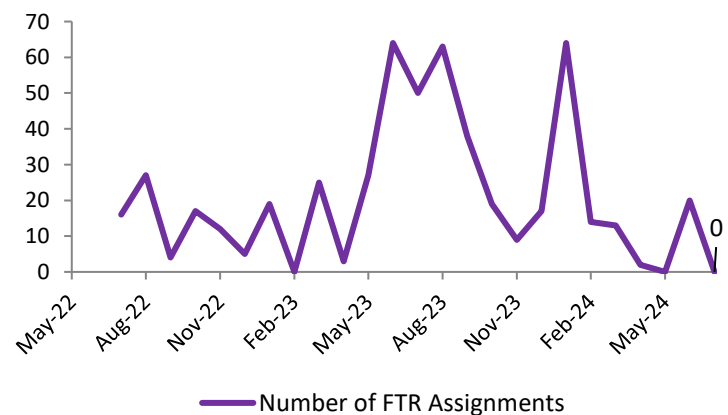
BEN<>HAY | 2022-> 2026



2. FTR Assignments

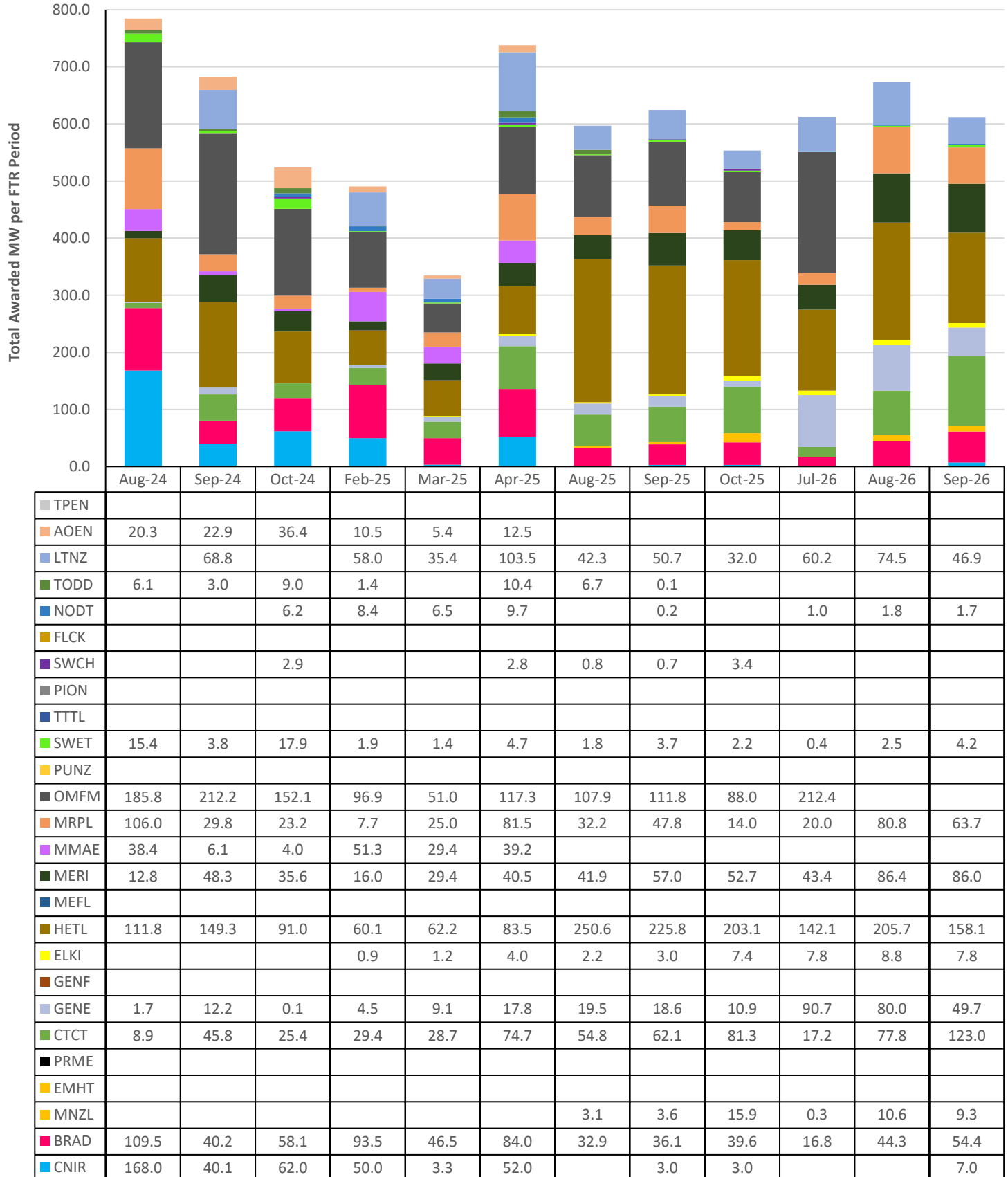
2.1. Assignments Traded

The graph below indicates the number of assignment trades over the last 24-month period.



3. FTR Auction Results

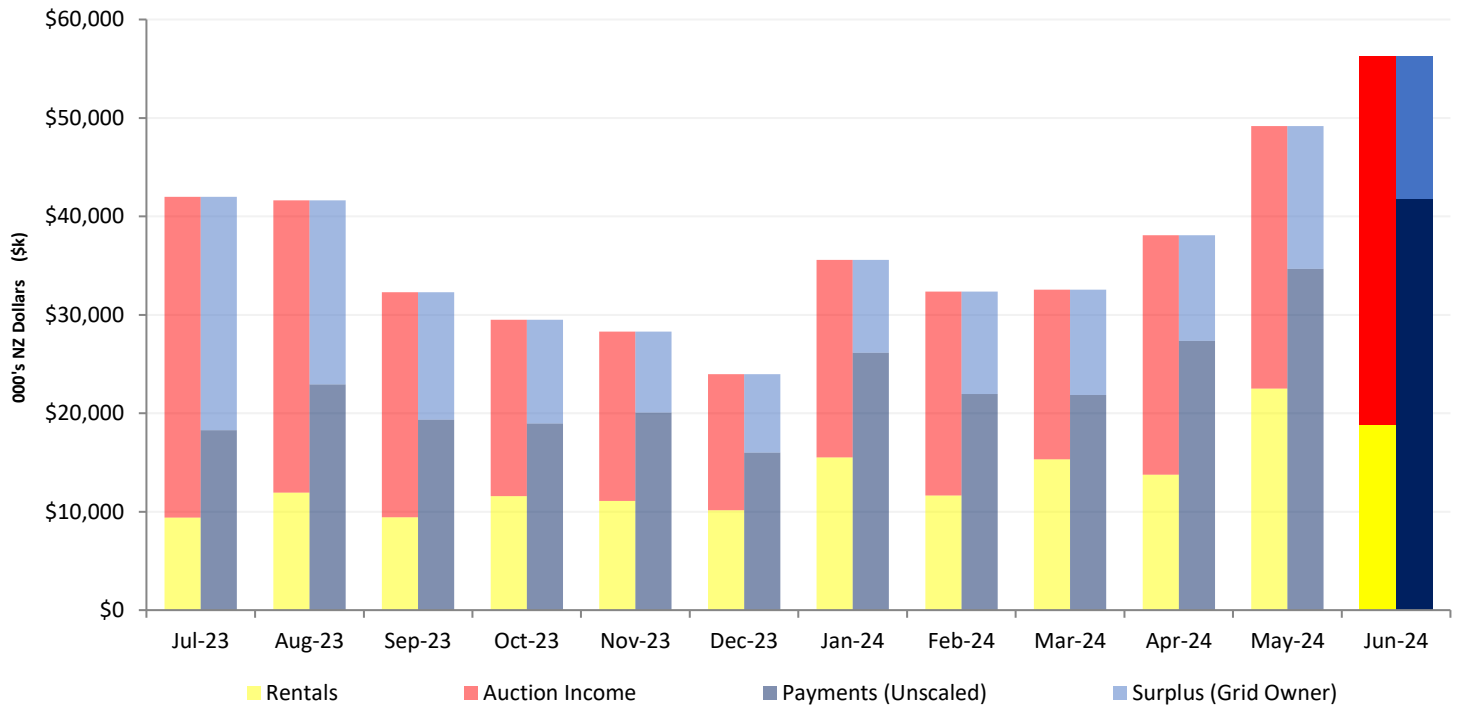
There were 112 FTR products available in JULY 2024. These were a combination of the OTA, WKM, RDF, HAY, KIK, ISL, BEN & INV hubs (obligation and optional products). These FTR products were awarded as indicated below. A detailed summary of every awarded FTR can be found on the FTR register (www.ftr.co.nz/register).



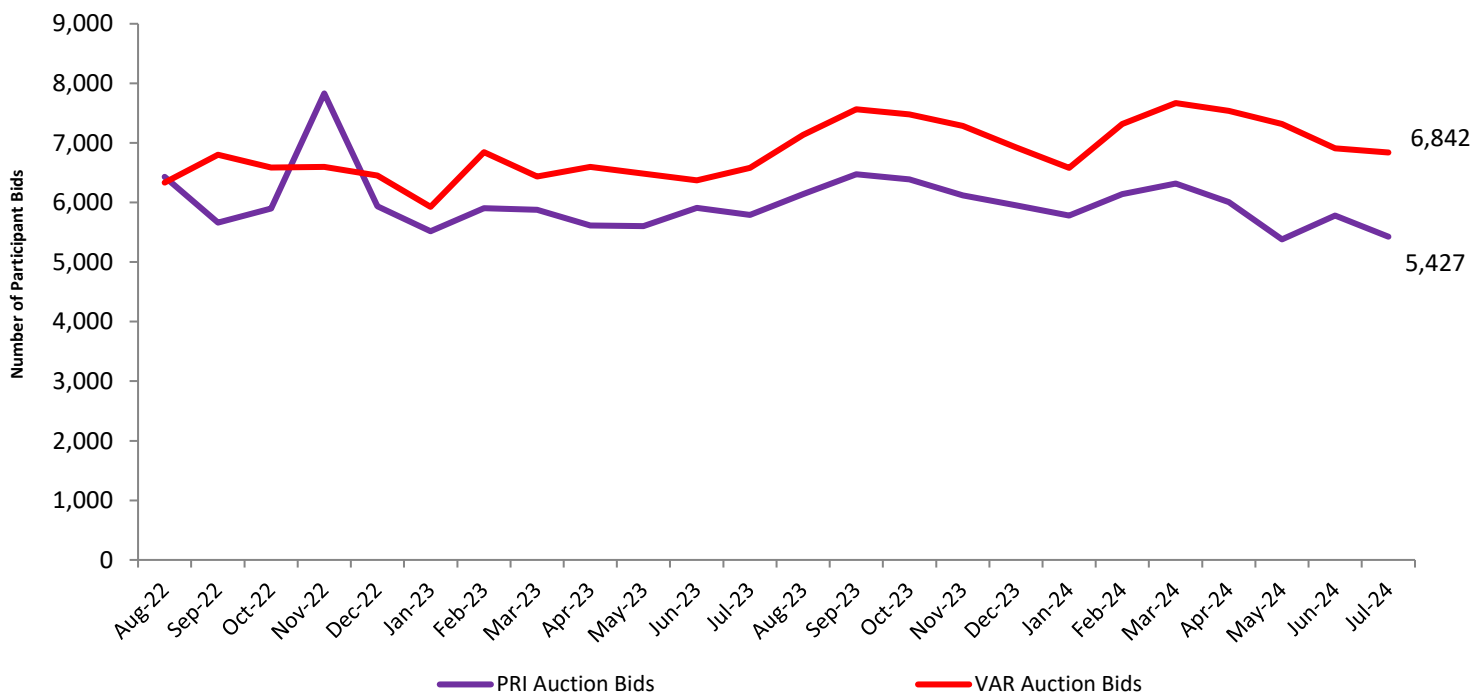
3.1. Revenue Adequacy | Previous 12 months

Period	Jul-23	Aug-23	Sep-23	Oct-23	Nov-23	Dec-23	Jan-24	Feb-24	Mar-24	Apr-24	May-24	Jun-24
Revenue Adequate	YES	YES	YES	YES	YES	YES	YES	YES	YES	YES	YES	YES
Adequacy Factor	2.30	1.82	1.67	1.55	1.41	1.5	1.36	1.47	1.49	1.39	1.42	1.35
12 Month Average	100%	100%	100%	100%	100%	100%	100%	100%	100%	100%	100%	100%

3.2. FTR Monthly Account | Previous 12 Months



3.3. Bids per Auction | Previous 24 Months



4. Service Provider Performance

4.1. EMS FTR Manager Performance

Allocation System Performance	Metric	Status
All sampled transactions must have a response time of less than 30 seconds	Achieved - Average 2.6 seconds <u>over the internet</u>	✓
Number of transactions with response time greater than 30 seconds	0	✓
99% of all sampled transactions must have a response time of less than 4 seconds	98.60%	
95% of all sampled transactions must have a response time of less than 2 seconds	97.1%	✓
The System must upload any one bid portfolio in less than 30 seconds	Achieved	✓
System Availability during regular service hours (must not be unavailable for >90 mins per month)	FTR Portal: 100% (Hybrid apps > app.ftr.co.nz probe) FTR Database: 100%	✓
Average concurrent (simultaneous) sessions across month:	0.066	✓
Max (non-concurrent) sessions in a single hour	16	✓
Record number and details of service provider breaches	0	✓
Record number and details of participant breaches	0	✓
System back-up requirements met (daily by 07:30)	Achieved	✓
Successful System DR test within the previous 6 months	Latest test – MAY 2024	✓
End-user helpdesk query count	47	
Compliance/ breach issues and updates	Nothing to report	

4.2. Browser Access for JULY 2024

